

# TOP 100 PRODUCTS

By Professional Builder Staff

Whether it's the framing, the front door, or the kitchen floor, a house is a careful assemblage of building materials and products, many of them becoming increasingly innovative and high-tech. How builders combine those individual elements varies depending on the market, homeowner demographics, regional conditions, and a host of other factors. But there is one constant: All builders seek to use the most reliable, efficient, and attractive products to ensure happy clients and a thriving business. For builders, as for other businesses, a great product builds a great reputation.

It's a moving target, however, as new products are constantly coming to market, yet it's imperative to stay ahead of the curve. *Professional Builder's* monthly New Products coverage aims to keep you informed about the latest product releases and developments, but that's just the first step. Any vetting process begins with acquiring more information and, in the pages that follow, you'll see which products received the most reader inquiries for further details during the past 12 months.

This year's Top 100 Products are grouped into 10 categories:

- > KITCHEN & BATH
- > STRUCTURAL / INSULATION / HOUSEWRAP
- > EXTERIOR PRODUCTS
- > MECHANICAL / ELECTRICAL / HOME TECH
- > INTERIOR PRODUCTS
- > WINDOWS & DOORS
- > HVAC
- > APPLIANCES
- > TOOLS / EQUIPMENT
- > OUTDOOR LIVING



## KITCHEN CABINETS / DANVER

With frameless European styling and stainless steel construction, Denver's indoor/outdoor kitchen cabinets are both good-looking and easy to maintain. Dozens of finish combinations are available, including 13 custom painted color options and nine powder-coat painted wood finishes on doors and drawer fronts. The cabinets' widths come in 3-inch increments, from 9 inches to 48 inches, with a standard 30-inch height. **For more info circle 801**



## PLUMBING SYSTEM / SHARKBITE PLUMBING SOLUTIONS

The simplicity of the EvoPEX push-to-connect rough-in plumbing solution for new construction from SharkBite Plumbing Solutions means it's more efficient to install and less prone to errors than other meter-to-fixture systems, the company says. EvoPEX can be installed without the need for special tools, soldering, crimping, or glue, and is inclusive of fittings, PEX pipe, outlet boxes, and valves. The body is made from Acudel high-performance polymer and features a green-colored visual indicator to ensure a proper, leak-free connection. **For more info circle 802**



### FAUCET TECHNOLOGY / DELTA

Several Delta faucets, including the Trinsic pull-down model, have Touch2O Technology, where a simple tap (much like the click of a mouse) on the handle or spout stops and starts the flow of water. The technology is able to distinguish between taps and grasps, so the water can run when the faucet is pivoted. The faucets are powered by batteries, and a blue LED light indicates when Touch2O Technology is activated, automatically shutting off after 4 minutes of inactivity. **For more info circle 803**



### CABINETRY / WELLBORN CABINET

Wellborn Cabinet makes several full-overlay, cope, and tenon door styles in the hickory wood species. Harbour has a beaded, solid-wood center panel and suits a country or cottage-inspired home. Essex (shown) has a veneer recessed center panel for a light-to-dark contrast. Davenport has a raised solid-wood center panel for a transitional look. Chelsea has a solid-wood reversed raised panel, wide stiles and rails, and comes standard with a five-piece drawer front. **For more info circle 804**



### SHOWER FIXTURE / KOHLER

By mounting onto existing plumbing, Kohler's HydroRail offers a spa-quality experience without having to reroute plumbing or change the valve. HydroRail comes in four configurations: handshower, fixed showerhead and handshower, and arched or beam rainhead and handshower. Rainheads with Catalyst spray infuse air into the water for large, full droplets. **For more info circle 805**



### SHOWER PAN SLOPE / NOBLE CO.

The Pro-Slope from Noble Co. is a pre-formed composite made from expanded polystyrene that comes in 40-by-40-inch and 60-by-60-inch sizes and a 40-by-80-inch tub replacement size, with extensions available. Designed to help builders create the code-required 1/4-inch-per-foot slope toward the center under a shower pan liner, which minimizes the risk of mold, fungus, and odor, the Pro-Slope is a lightweight product that can be cut using a utility knife and doesn't require any mortar, mixing, or curing.

**For more info circle 806**



### FIXTURES / MOEN

Moen, a leading maker of kitchen and bathroom faucets, fixtures, and accessories, is known for stylish and innovative products with single-handle design and a water-controlling cartridge with a pressure balancing mechanism. The newest offerings include the smooth, cylindrical Method pullout kitchen faucet, which has a Power Clean spray that reduces water use, and the U, a Wi-Fi-connected shower that users can control via a smartphone app. **For more info circle 807**



### BATH AND SHOWER UNIT / STERLING

This bath/shower unit from Sterling, a Kohler company, contains abundant storage, with movable accessories such as deep bins, rimmed shelves, and soap dishes. It consists of modular panels connected with Dry-Block seal with no caulk needed, and the entire unit is made of Vikrell, Sterling's long-lasting, stain- and scratch-resistant material that's easy to clean and won't chip or fade. Sizes up to 60 by 34 inches are available, and colors include White and Kohler Biscuit.

**For more info circle 808**



## SPRAY FOAM INSULATION / CERTAINTED

CertaSpray X Open Cell Spray Foam can be installed in attics and crawlspaces without the need for an ignition barrier or additional intumescent coating. Because the product complies with AC377 Appendix X requirements and can be used in both spaces in one step and left exposed, contractors can benefit from a quicker install time and lower labor costs. The spray foam cures to a distinctive mocha color, which building inspectors can quickly identify. CSX meets ICC-ES code requirements for thermal and moisture protection, can save as much as 20 percent on heating and cooling costs, according to the manufacturer, and can contribute to credits for an Energy Star home. **For more info circle 809**



## SUBFLOOR PANELS / HUBER ENGINEERED WOODS

The strong, stiff AdvanTech subfloor panels from Huber Engineered Woods are made of high-density engineered wood, with moisture-resistant resins embedded throughout. Fastener holding power keeps floors flat and quiet, and the precisely milled and durable tongue-and-groove panel profile allows for easy installation. Panels measure 4 by 8 feet and do not need to be sanded.

**For more info circle 810**



## WEATHER BARRIER / HUBER ENGINEERED WOODS

Zip System sheathing and tape is a structural roof and wall system with an integrated water-resistant and air barrier that streamlines the weatherization of a building to a two-step process. Just install the panels and seal the seams with Zip System Flashing Tape or Zip System Stretch Tape to easily fit over sills, curves, and corners with a single strip. Both tapes are made with an advanced acrylic adhesive and can be applied by hand, pulled up, and reapplied. **For more info circle 811**



## WEATHERIZATION SYSTEMS / DUPONT

The Tyvek brand includes weatherization products such as wall and roofing underlayment, flashing tapes, and accessories like wrap caps, sealant, window and door foam, and spray adhesive. DuPont invented the building wrap category more than 30 years ago, and Tyvek HomeWrap is the original housewrap made from fine, high-density plastic fibers that are fused together to form a strong, uniform web that resists bulk water and air penetration while allowing moisture vapor to pass through. Tyvek Building Envelope systems also reduce the risk of condensation damage, wood rot, and mold growth. **For more info circle 812**



## AIR AND WATER BARRIER / GEORGIA-PACIFIC

The air-and-water barrier system from Georgia-Pacific consists of structural engineered wood sheathing panels laminated with an air and water barrier. The seams between installed panels are taped with ForceField seam tape, which has serrated edges and is easy to tear by hand, to create a code-compliant, integrated building envelope that eliminates the need for housewrap. ForceField keeps out water and prevents air infiltration but is permeable, allowing water vapor to escape. Sheathing is available in 4-by-8-, 4-by-9-, and 4-by-10-foot panels. **For more info circle 813**



### INSULATION / DOW CORNING

The HPI-1000 Building Insulation Blanket from Dow offers significantly improved thermal resistance compared with conventional insulation products, and its thin profile, flexibility, and compression resistance allow for thermal protection in hard-to-insulate spaces. It can be easily cut, will conform to complex shapes and tight curvatures, and will adhere without difficulty to building products. HPI-1000 is an ideal solution for sealing tough connection points in building envelopes, such as where glazing systems meet cavity walls, below-grade systems meet above-grade systems, and where parapets meet roofs. Building Insulation Blanket is also fire-resistant, hydrophobic, and does not settle over time. **For more info circle 814**



### MOISTURE MANAGEMENT / KINGSPAN

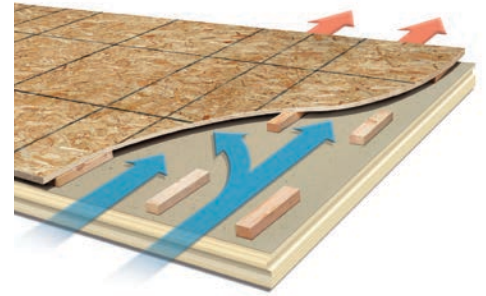
Kingspan's moisture-management products are offered through its GreenGuard family of products, which includes extruded polystyrene insulation board, air barrier building wraps, drainage mats, and flashing. GreenGuard products help reduce energy consumption, and some items, such as GreenGuard insulation board and building wraps, contain recycled content.

**For more info circle 815**



### BUILDING ENCLOSURE SYSTEM / BASF

The HP+ Building Enclosure Systems is a wall enclosure system that enables builders to use 25 percent less lumber than a structure built using conventional construction methods, and it eliminates the need for plywood or OSB sheathing. The system combines BASF products to create a single integrated wall system that delivers exceptional control of heat, air, and moisture and boosts structural integrity. The system includes: Neopor, a graphite-enhanced rigid thermal foam insulation that mitigates the risk of moisture inside wall cavities; Walltite HP+, a closed-cell, spray-applied polyurethane insulation; and Enershield, an air- and water-resistant coating that creates seamless protection for above-grade wall substrates. MaxFlash is liquid flashing membrane for rough openings and can also be used to prepare sheathing joints for subsequent application of BASF air/water barrier membranes or with water-resistive gypsum sheathing. **For more info circle 816**



### ROOF INSULATION PANELS / GAF

ThermoCal Nail Base Roof Insulation panels from GAF's Cornell division are factory-assembled products with a top surface of sheathing, GAF EnergyGuard Polyiso insulation, and built-in ventilation space that can reduce heat in the living space and exhaust excess moisture before it condenses in the deck or roofing system. The panels have tongue-and-groove edges for a tight fit and are designed for use on structural wood or steel sloped roof deck. ThermoCal also is ideal for cathedral ceilings, glue-laminated timber, post-and-beam structures, and conditioned attic spaces. **For more info circle 817**



### SPRAY FOAM INSULATION / ICYNENE


Icynene's Classic Max spray foam insulation is an open-cell, low-VOC foam that is GreenGuard Gold certified. Its low emissions level allows for reentry and reoccupancy two hours after installation—with active ventilation. It is also an ignition-barrier-free product that the manufacturer says can smother an attic fire in less than a minute. The Classic Plus spray foam is ideal for architects and builders looking to meet or exceed higher R-value requirements in the latest regional and national building codes. The high R-value open-cell spray foam achieves R-22 in 2x6 wall assemblies.

**For more info circle 818**



## ENGINEERED WOOD PRODUCTS / BOISE CASCADE

Boise Cascade manufactures Versa-Lam and Versa-Stud laminated veneer and I-joist brands BCI Joists and AllJoists. Its engineered wood products come in uniform depths and thicknesses and are stronger than dimensional lumber. Consequently, framers can use longer spans and fewer pieces, which can yield time savings during cutting, fitting, and nailing and result in less material waste. Boise Cascade offers a lifetime warranty and problem-solving field support. **For more info circle 819**



## DRYWALL / CERTAINTEED

CertainTeed is a provider of wall-to-wall drywall solutions with products such as: AirRenew, which improves indoor air quality by permanently removing formaldehyde from the air; SilentFX QuickCut Noise-Reducing Drywall, which reduces sound transmission between rooms by up to 90 percent; M2Tech Moisture & Mold Resistant Drywall, which protects baths, kitchens, and other residential spaces from high humidity and moisture; and Habito, a high-impact-resistant 1/2-inch drywall with holding strength that allows anchor-free mounting. **For more info circle 820**



## SPRAY FOAM INSULATION / ICYNENE

Icynene manufactures a range of foam insulation products guaranteed to perform for the life of the building. Classic is an open-cell spray foam that is ideal for residential interior applications. The Classic Max and ProSeal spray foams are low-VOC and allow for reentry one hour after application and reoccupancy after two hours of active ventilation. Classic Max Select is a one-and-done foam that eliminates the requirement of an ignition barrier in unvented attics. Classic Plus is a high R-value open-cell spray foam that achieves R-22 in 2x6 wall assemblies. ProSeal Eco is a 100 percent water-blown closed-cell spray foam and a greener alternative to chemically based closed-cell spray foams. ProSeal LE offers the ability to achieve an initial 5-inch thickness in one pass, and MD-C-200 is a closed-cell spray foam that is ideal in zones that are prone to flooding and hurricanes. **For more info circle 821**



## SUBFLOOR SCREWS / SIMPSON STRONG-TIE

With lateral shear, withdrawal, and pull-through values that exceed those of 10d common nails, the holding power of Strong-Drive WSNTL Subfloor screws from Simpson Strong-Tie reduces gaps between joist and subfloor that cause floor squeaks, eliminating the need for costly callbacks. WSNTL screws are ideal for subfloor, sheathing, sill plate, and stair tread applications using Simpson Strong-Tie's Quik Drive auto-feed screw driving system. The screws remove the need for gluing in diaphragm applications and have the added advantage of being easy to back out, allowing future access to floor cavities. **For more info circle 822**



## FIRE-RESISTANT WALLBOARD / GEORGIA-PACIFIC GYPSUM

ToughRock Fireguard 45 Gypsum Board is a 1/2-inch wallboard with enhanced fire-resistance properties that earn a UL-classified 45-minute fire rating. These wallboards weigh less than traditional 5/8-inch and other 1/2-inch fire-rated wallboards, the company says. ToughRock is noncombustible and made with a dimensionally stable gypsum core specially formulated to increase the strength and resistance to the passage of heat. The core is sandwiched between face layers made of 100 percent recycled paper. In addition to its fire-resistant qualities, ToughRock also lowers sound transmission between rooms. **For more info circle 823**



### FRAMING MATERIALS / NORBORD INDUSTRIES

MC Norbord is a manufacturer of wood-based panels used for roof and wall sheathing, subfloors, and stairs. Roofing products include Solarbord, a radiant barrier structural sheathing, and Trubord, 4-by-8-foot square-edge panels that are ideal as roof and wall sheathing for single-family and multifamily homes, as well as light-commercial construction. The wall products portfolio has TallWall, which reduces air leakage by up to 60 percent; Windstorm, for meeting high-wind codes; and Quakezone, sheathing that can be ordered in pre-trimmed lengths. TruFlor PointSix subfloors' edges stay flush even when exposed to weather, and Pinnacle is tongue-and-groove subflooring with a no-sand guarantee. **For more info circle 824**

### WEATHERIZATION SYSTEM / KIMBERLY CLARK

Made in the U.S., Kimberly Clark's weatherization system includes housewrap, flashing tape, and seam tape. Block-It House Wrap is a drainage wrap that prevents moisture penetration and channels water away from the building assembly and onto the ground while providing a breathable barrier. Block-It is made with UV inhibitors that provide protection from ultraviolet light for up to six months. It resists tears, abrasions, and punctures and does not snag on nails or equipment. The housewrap also is GreenGuard Gold certified.

**For more info circle 825**



### TERMITE CONTROL / NISUS

Bora-Care can be directly applied to wood, concrete, and foundation penetrations during the dried-in phase of construction in a single spray application for long-term control of termite and other wood-destroying insects and fungi. Bora-Care from Nisus can be applied in any weather and eliminates the process of pumping gallons of pest-control chemicals into the soil around a building site. The product can earn builders points for LEED, National Green Building Standard, EarthCraft, and other green building certifications. **For more info circle 826**



### LAMINATED STRAND LUMBER / WEYERHAEUSER

TimberStrand LSL from Weyerhaeuser is free of knots and resists twisting, shrinking, and bowing after installation. It is available in framing lumber, sill plate, framing for tall walls, beams, rim plates, headers, and floor joists. The laminated strand lumber is straight no matter the length and is ideal for applications that require long spans and stability. The manufacturing process uses a technology that takes small-diameter trees that are not strong or straight enough on their own and produces high-performing engineered lumber. **For more info circle 827**



### SPRAY FOAM INSULATION / BASF

BASF spray polyurethane foam (SPF) products use zero ozone-depleting blowing agents and emit no volatile organic compounds. Their insulating air-sealing properties prevent outdoor allergens and pollutants from entering the home, providing improved indoor air quality. Closed-cell SPF, such as Spraytite, provide R-value moisture resistance and air-barrier properties in one product. Walltite delivers near-zero air permeability and superior insulation performance. Elastospray is a closed-cell SPF for roofing systems, and Enertite is an open-cell SPF that provides improved energy efficiency, comfort, and sound control. **For more info circle 828**



## SUBFLOOR ADHESIVE / HUBER ENGINEERED WOODS

When used with AdvanTech subfloor panels, the polyurethane bond of AdvanTech Subfloor Adhesive from Huber Engineered Woods deadens squeaks. The panels and adhesive, a panel-to-joist assembly, stay flat and stiff. The foam-to-gel adhesive is applied with a gun applicator and can be used on frozen or wet wood. It applies quickly and easily, with a 20-minute open time. One 24-ounce can yields 400 linear feet. **For more info circle 829**



## WEATHER BARRIER / STO

StoGuard is a fluid-applied air-and-moisture barrier system that forms a seamless membrane on exterior walls. The liquid membrane can be applied by roller or airless sprayer, providing for simpler and quicker installation compared with building wraps that require lapping, taping, and cutting. StoGuard can be used on virtually any substrate and under most types of cladding. Sto Emerald Coat can be left exposed to weather for up to six months. **For more info circle 832**



## WOOD SHEARWALL / SIMPSON STRONG-TIE

Strong-Wall SB is a prefabricated wood shearwall designed to provide greater lateral-force resistance performance compared with conventional wood shearwalls, according to Simpson Strong-Tie. It gives installers the flexibility to field-trim for customized heights and rake walls. The shear walls are suitable for such applications on concrete foundations as standard and balloon framing up to 20 feet, garage portal systems, and two-story stacked. The product fastens to headers with drill zones and has a chase to accommodate wiring. **For more info circle 830**



## CONSTRUCTION RESOURCE / DUPONT

The website [weatherization.tyvek.com](http://weatherization.tyvek.com) is a resource for building envelope installation and design best practices. The DuPont Building Knowledge Center features information for construction pros about evolving building and energy codes, sustainable building practices, and materials and techniques for air, water, and thermal management. Content includes videos, product-guide specifications, data sheets, building science bulletins, and white papers. **For more info circle 833**



## LATH WITH RAINSCREEN / BORAL

The draining and drying components of a wall system are unified into a single product from Boral: Drain-N-Dry integrates chemical- and corrosion-resistant fiberglass lath, a 10mm rainscreen, and a secondary water-resistant barrier into a 150-square-foot easy-to-cut roll. The roll is light, easy to move around, and can be installed from scaffolding. A fastener band every 6 inches ensures solid connection to the structure and easy visual inspection. **For more info circle 831**



## SPRAY FOAM INSULATION / ICYNENE

Icynene's spray foam insulation solutions added Opteon 1100 foam-blowing agent from Chemours Co., to meet the insulation manufacturer's need for nonflammable product with lower global-warming impact. The fluorochemical enables Icynene to support customers trying to comply with upcoming regulatory-driven conversions by using spray foam with no ozone depletion and low global warming potential. According to Chemours, using Opteon 1100 in a 2,400-square-foot home can reduce greenhouse gas emissions by 60,000 kilograms compared with conventional high global-warming potential foam-blowing agents. **For more info circle 834**



## TRIM AND SIDING / LOUISIANA-PACIFIC

LP SmartSide Trim & Siding looks like and works and cuts like wood, but offers the durability of LP engineered wood, with the manufacturer's proprietary four-component SmartGuard manufacturing process for strength and resistance to termites and decay. LP offers a complete line of high-performance trim and siding products to complement almost any building style.

**For more info circle 835**



## FIBER-CEMENT SIDING / JAMES HARDIE

James Hardie fiber-cement siding products—HardiePlank, HardieShingle, and HardieTrim—are designed to provide the natural character of wood while resisting rotting, curling, warping, and splitting, providing a low-maintenance exterior with a wide range of design options. Baked-on color delivers a beautiful finish that resists fading. HardiePlank lap siding offers smooth or textured finishes, or a beaded profile, while HardieShingle captures the look of cedar shingles in three profiles: Staggered Edge Panel, Straight-Edge Panel (shown), and Half Rounds. HardieTrim boards offer an authentic look while providing design flexibility for columns, friezes, doors, windows, and other accent areas. **For more info circle 838**



## MANUFACTURED STONE VENEER / BORAL

Cast in flexible molds created from exact replicas of natural stones and hand-colored with iron oxide pigments, Boral's Cultured Stone is made of lightweight aggregate materials that are about one-quarter the weight of full-thickness stone and can be adhered to most wall surfaces. The Contemporary Collection is both modern and modular, offering a clean, linear aesthetic in a range of sizes, depths, textures, and colors that includes the lines Pro-Fit LedgeStone (shown), Hewn Stone, and Coral Stone. **For more info circle 836**



## EXTERIOR PRODUCTS / MID-AMERICA

Offering a large selection of exterior products from shutters and window and door trim, to mount blocks, gable vents, and utility and siding vents in a variety of colors, sizes, and architectural styles, Mid-America, a Tapco Group brand, provides products that are impervious to moisture and insects, do not require painting, and are made in the U.S. **For more info circle 839**



## METAL ROOFING / CERTAINTEED

Engineered to provide durability, low maintenance, and an authentic look, CertainTeed's Presidio metal roofing line replicates the appearance of slate, clay tile (shown), and wood shakes using Energy Star-qualified material manufactured with up to 50 percent recycled content. Made with durable, deep-draw steel to achieve weather resistance, solar reflection, and noise reduction, Presidio roofing offers a fade-resistant surface with a patented anticorrosive coating that can decrease heat transfer into a home. The roofing is also 100 percent recyclable when it is ultimately removed due to renovation or demolition. **For more info circle 837**



## STONE VENEER / ECHELON

Echelon, an Oldcastle Architectural Products brand, has several offerings in its line of Artisan Masonry Stone Thin Veneers that are lightweight, mimic the look of natural stone, and install quickly and easily: Hillcrest, Kensley (shown), and Westpeak (added in early 2017). The veneers are manufactured using Echelon's patented dry-cast system, which creates a natural stone look with integrated color throughout the entire depth of each masonry unit, and because the color is integral throughout each stone, it resists fading. The aggregate stone is easy to clean and resistant to salt, water, and thaw damage. **For more info circle 840**





### SYNTHETIC SLATE / DAVINCI ROOFSCAPES

For builders seeking roofing materials that offer low maintenance and the beauty of natural slate without its shortcomings or cost, DaVinci's durable slate roofing is a compelling option. DaVinci's synthetic offering is lightweight, freeze/thaw resistant, Class A fire-rated, Class 4 impact-rated, and wind resistant to 110 mph. The tiles are available in 50 standard colors and a variety of widths: Multi-Width Slate (12, 10, 9, 7, and 6 inches wide; shown), Single-Width Slate, and the Bellaforte line, which has slates 12 inches wide. **For more info circle 841**




### FIBER-CEMENT SHAKES / NICHIIHA

With its 1/2-inch-thick Sierra Premium Shake, Nichiha claims it offers the thickest fiber-cement shake available. The shakes are made from sustainable materials such as FSC wood pulp and fly ash. The shakes feature depths and shadows that look like real wood, while Nichiha has coated them with sealer and primer and partnered with PPG to apply a sandstone base coat and two coats of PPG's semi-transparent finish to deliver deep, rich colors and durability. Sierra Premium resists rot, pests, warping, and delamination, and the finish is covered by a 15-year limited warranty. **For more info circle 844**



### FIBER-CEMENT SIDING / JAMES HARDIE

With its deep shadow lines, mitered corners, and smooth texture, Artisan V-Rustic siding from James Hardie looks similar to the distinctive horizontal lines of wood V-groove siding, but with lower maintenance. The siding can be installed horizontally, vertically, or as a soffit, and its Lock Joint system enables blind nailing, eliminating the need to putty, sand, and paint over face nails. V-Rustic is engineered to resist shrinking, swelling, and cracking, even in hot, humid, and wet climates, the manufacturer says, and it is currently available in California, Washington, South Carolina, North Carolina, and South Texas. **For more info circle 842**



### VINYL SHAKE SIDING / FOUNDRY

A Tapco Group division, Foundry Specialty Siding makes its shakes from multiple molds of genuine cedar to achieve a warm, authentic look for Split Shake, Foundry's most popular vinyl cedar shake siding. With random grooves and grain, the deep texture also creates a distinct contrast between light and shadow. Available in 7-inch exposure and 23 colors, Split Shakes maintain their hues thanks to a durable ASA cap that protects against UV rays and the elements. **For more info circle 845**



### COMPOSITE SIDING / BORAL

Boral Composites TruExterior Siding line offers a bevel profile, providing a contemporary, mainstream look similar to cedar or redwood clapboard. The siding features the same poly-ash construction as other TruExterior siding and trim products, delivering a wood look accompanied by various high-performance benefits including durability, dimensional stability, and moisture resistance. Also available is 8- and 10-inch Bevel Siding, a profile that the company says boasts a true taper and deep shadow lines that mimic wood in a realistic manner. **For more info circle 843**



### STONE VENEER / ELDORADO STONE

The Modern Collection of architectural stone veneers from Eldorado Stone features clean lines and a neutral color palette to accentuate modern and contemporary designs. The collection has 14 profiles with dozens of colors in both smooth and textured effects. Created with a blend of natural stone and aggregate, the Modern Collection is suitable for both interior and exterior applications. One of the options, LedgeCut33 (shown), is designed for dry-stack installation and includes 90-degree corner pieces and flat pieces in a choice of four colors and three lengths (12, 18, and 24 inches, with a 3-inch height for each). **For more info circle 846**



## COMPOSITE VERTICAL SIDING / LOUISIANA-PACIFIC

LP now offers 16-foot LP SmartSide Vertical Siding to meet the growing demand for vertical siding boards longer than 8 feet. Best suited for the board-and-batten architectural style, the engineered wood strand substrate panels measure  $\frac{3}{8}$ -inch thick and 16 inches wide and feature a cedar-grain texture with deep shadow lines. The 16-foot length eliminates unsightly horizontal joints and limits waste on small walls. **For more info circle 847**



## MANUFACTURED STONE / PROVIA

Manufactured Stone by ProVia has a range of offerings that include Natural Cut Stone, which has fossilization features and color variations that reflect those found in nature and is available in three colors: Woodbridge, Fernwood, and Ashworth; and PrecisionFit Stone Panels (shown), which attach for a precise fit and quick installation, characterized by irregular edges and dynamic patterns that provide a stacked-stone look. Available colors are Sage Grey, Adobe Sands, and Driftwood. **For more info circle 850**



## STONE VENEER PANELS / BORAL

To provide the look of traditional stone masonry but at a lower cost and with less installation time, Boral created Versetta Stone, a panelized nonstructural, cement-based manufactured stone veneer made from lightweight aggregate materials that is just one-fourth the weight of full-thickness stone. Panels install with nails or screws and have an integrated moisture management system. No additional support footings are required, and there is no need for painting, coating, or sealing. Versetta Stone comes in two cuts, LedgeStone (shown) and Tight-Cut, and in a range of colors. **For more info circle 848**



## STONE-VENEER COLUMNS / PLY GEM

Ply Gem Stone's Column Collection provides builders and contractors with a way to add curb appeal and character to a house. Designed as an architectural feature for applications including fence and railing accents, the stacked-stone-look columns are molded from a Civil War-era ledgeStone fence and then hand-painted. The Column Collection is similar to quarried stone with an authentic, variegated design, and the columns require no mortar. Two colors are available: the natural-looking Canyon (shown), and Mystic, a dark gray that fits well with modern designs. **For more info circle 851**



## FIBER-CEMENT SIDING AND TRIM / JAMES HARDIE

With a real wood-grain look and feel, James Hardie fiber-cement products offer both curb appeal and durability. Because it's five times thicker than vinyl, the company says, James Hardie siding is able to have deeper grooves and a more authentic wood-grain effect. Adding HardieTrim provides the finishing touch. All of James Hardie's siding products are available primed and ready for field painting, but can also be ordered with ColorPlus Technology, which provides a coat of proprietary finish—in a wide palette of color options—that's baked on in a closely controlled factory environment for a consistent, vibrant color that resists UV fading.

**For more info circle 849**



## PVC TRIMBOARD / KLEER

Kleer PVC Trimboard, a product from the Tapco Group's Kleer Trimboard division, is made from cellular PVC and is available with Kleer's innovative TruEdge sealed edges that resist stains from dust and dirt. TruEdge not only provides a smoother finish than wood or other PVC boards, the company says, but it also has UV inhibitors to help protect the boards against the elements over time. **For more info circle 852**



## THERMOSTAT / NEST


The third-generation Nest Learning Thermostat has a big, sharp display so users can see the temperature, weather, or time from across the room. Heating and cooling settings can be adjusted using a smartphone, and the system tracks the phone's location so it can conserve energy when the house is empty. The thermostat even tracks users' preferences and automatically sets itself after just one week, sending alerts when temperatures are too low or too high. Units have rings that come in Copper, Stainless Steel, Black, or White. **For more info circle 853**



## WIRING ENCLOSURES AND OUTLETS / ICC

ICC, a manufacturer of copper and fiber structured cabling products, such as wiring enclosures and outlets, makes midrange products designed for condos, townhomes, and single-family production-built houses. Products include wiring enclosure combos, each with eight phone ports, six video ports, eight Category 6 data ports (model K), a door or cover, and mounting hardware.

**For more info circle 856**



## TUBING / GASTITE

FlashShield Corrugated Stainless Steel Tubing (CSST) from Gastite brings natural gas or liquefied petroleum gas to appliances with no additional bonding for quick and easy installation. The stainless steel tubing is made with a UV-resistant polyethylene jacket, and it is flexible enough for routing through complex building structures and designs. FlashShield CSST is lightning-resistant and meets the requirements of ASTM E84 Index for Flame and Smoke. The manufacturer says it is the only metallically shielded CSST on the market. **For more info circle 854**



## SOFTWARE / BLUEBEAM SOFTWARE

Bluebeams's Revu delivers PDF creation, editing, markup, and collaboration technology for AEC professionals. The software converts Microsoft Office documents and CAD drawings into high-quality 2-D or 3-D PDFs; turns scanned images into text-searchable documents; allows team members to annotate plans and generate reports; and creates smart documents that can be shared with partners in the office and the field. Among the new features for Revu 2017 are measurement tools with more accurate and faster calculations, and the ability to section off and fill complex drawing regions for markups.

**For more info circle 857**

## SMART DOOR KEYPAD / AUGUST

The battery-operated Smart Keypad from August creates auto-generated unique entry codes for one-time or regular use by guests, without the need for a key. It connects to the August Home app, which tracks when the door is locked and unlocked. The August Doorbell Cam lets users see and speak with visitors through a 140-degree high-definition video camera with two-way audio. A motion sensor captures video of visitors even if they don't ring the bell, and users can view a livestream of their door. The keypad and camera can be installed separately or in tandem. **For more info circle 855**



## DRYER VENT BOX / IN-O-VATE TECHNOLOGIES

The Dryerbox from In-O-Vate makes it possible to place a dryer flush to the wall without restricting airflow or crushing the exhaust hose, which saves space in the laundry room and reduces fire hazards associated with dryer venting problems. Model DB-480 has upward or downward exhaust on a pedestal or the floor and measures 23 1/2 inches tall by 17 3/8 inches wide by 5 1/8 inches deep. It is UL listed and the surface is easy to paint.

**For more info circle 858**



### THERMOSTAT / HONEYWELL

T Series Thermostats from Honeywell use the same UWP mounting system and feature on-screen menus with familiar installer setup, making them simple to install and program. The collection contains the Lyric T6 Pro Wi-Fi model, where users can set a schedule or choose location-based control using geofence technology. It also integrates with connected home systems, including Apple HomeKit and Amazon Alexa. The Lyric T6 Pro has wired indoor/outdoor sensors and offers service reminders.

**For more info circle 859**



### DESIGN SOFTWARE / SOFTPLAN

SoftPlan residential design software allows users to generate large, detailed renderings with simplified drawing commands, extensive customization tools, and advanced BIM automation. SoftPlan 2018 has several new features, including the option to generate live schedules that automatically update as users edit drawings or models; Auto Basement, which generates a basement or foundation plan without the need to create a new drawing; and Ray Tracing, which displays how light sources interact with objects in the 3-D model. The software also has an enhanced 3D Preview, more cabinetry options, and upgraded menus and icons.

**For more info circle 860**



### GARAGE DOOR OPENER / LIFTMASTER

The MyQ-enabled LiftMaster garage door opener sends status alerts and allows users to open and close the door from anywhere via the free MyQ app. Along with the technology, the Elite Series 8550W has a DC motor belt-drive system for quiet operation and a battery backup that keeps the door opener functioning if the power goes out. The Security+ 2.0 feature prevents accidental opening, PosiLock monitors forced opening, and Timer-to-Close automatically shuts the door after a programmed amount of time. **For more info circle 861**



### SECURITY / NETATMO

Presence, a security camera system from Netatmo, has a Smart-Sight feature that detects people, cars, and animals and sends notifications to smart devices. The camera provides a 100-degree field of view with a 65-foot detection range, and infrared night vision and a smart floodlight allow it to record HD color video, even in the dark. Presence stores video on an internal micro SD card and connects to Wi-Fi through the home's internet. The floodlight can also be set to illuminate when motion is detected. Users can adjust the frequency of alerts and can select zones around the house or property in which to get motion alerts. **For more info circle 862**



### PRO TRAINING AND PRODUCTS / NEST

Nest is recruiting Nest Pros by offering training, tools, and professional pricing to those interested in selling and installing products such as the Nest Cam IQ (shown), an HD video camera that detects intruders and zooms in on their faces, and Nest Protect, a smoke and carbon monoxide alarm that sends alerts to users via a soothing human voice for when they're at home, and a message over the phone when they're away.

**For more info circle 863**



### DRYER VENT / IN-O-VATE TECHNOLOGIES

The Dryer Wall Vent from In-O-Vate Technologies is built from heavy-gauge steel that's galvanized and powder coated and won't chip, crack, or deteriorate. Its smooth finish and low profile don't detract from exterior aesthetics. The Dryer Wall Vent has large, clear openings and a lighter damper, along with intrusion and flap-prevention balanced damper magnets. It measures 6 1/2 by 6 1/2 inches and comes in White, Tan (shown), or Brown. **For more info circle 864**



## SOLID WOOD AND ENGINEERED FLOORING / COUNTRY WOOD FLOORING

Country Wood Flooring offers a wide range of engineered and solid wood flooring in wire-brushed and oil-finished planks to show the natural depth of the materials used. Hardwood species include hickory, oak, maple, and birch, as well as exotic woods such as cumaru (Brazilian teak), walnut, mahogany, and bamboo. Five Country Wood collections are available and include more than 100 choices of colors and styles.

**For more info circle 865**



## PAINTS AND COATINGS / SHERWIN-WILLIAMS

A leading manufacturer and distributor of paint and coating products, Sherwin-Williams sells its products through more than 4,600 neighborhood stores and facilities in North America. Its other products, including Dutch Boy, Krylon, Minwax, and Thompson's Water Seal, are available at leading mass merchandisers, home centers, and independent dealers, retailers, and distributors. Sherwin-Williams' newer products include Paint Shield, an EPA-registered microbicial paint, Emerald Matte and Satin interior latex paint, and Eminence ceiling paint. **For more info circle 868**



## LED LIGHTING / GE

The sleekly shaped Bright Stik LED from GE instantly reaches full brightness, with a CRI rating of 80 and a color temperature of 2,850 K or 5,000 K. The bulbs have a 15,000-hour rated life and, according to the manufacturer, use 80 percent less energy and last 15 times longer than incandescent and halogen bulbs, while using 20 percent less energy and lasting 50 percent longer than compact fluorescents. **For more info circle 866**



## CORK FOR WALLS / SUSTAINABLE MATERIALS

Cork Bricks from Sustainable Materials are three-dimensional pieces of cork bark that serve as wall décor. The bricks are prefinished, come in six neutral brown or gray colors, and are available in three sizes and thicknesses (300 by 100 by 7 mm, 200 by 100 by 11 mm, and 100 by 100 by 14 mm). They reduce sound and can be used as a push-pin board. A self-adhesive backing allows for easy peel-and-stick installation.

**For more info circle 869**



## GAS FIREPLACE / HEAT & GLO

Heat & Glo REVO Direct Vent gas fireplaces can be hung on the wall or recessed in-wall to save space and eliminate the need for a chase. The REVO Series of sleek, modern fireplaces measure just 7 inches deep and come in square, horizontal, or vertical models, with multiple front and panel finish options and optional LED backlighting. They produce heat output up to 24,000 Btu. The IntelliFire Plus RC200 Wireless Control adjusts flame height and fan speed and can be docked on the wall or used as a remote.

**For more info circle 867**



## LAMINATE SURFACES / WILSONART

Wilsonart HD Surfaces feature Enhanced Scratch and Scuff-Resistant AEON Technology, resulting in a laminate countertop that, the company claims, is five times more durable than standard laminate with up to three times more wear resistance than the industry standard. The line comes in 40 textures and colors, ranging from the subdued white Luna Winter, to Magnata, a stone pattern that has a black background shot through with gold streaks and white crystals. Four sizes are available up to 5 by 12 feet. **For more info circle 870**



## WINDOWS AND DOORS / JELD-WEN

Founded in 1960 and headquartered in Charlotte, N.C., Jeld-Wen designs, produces, and distributes an extensive range of interior and exterior doors; wood, vinyl, and aluminum windows; and related products for use in both new construction and remodeling. It uses an exclusive manufacturing process called AuraLast to ensure longer-lasting wood in its products. Unlike dip-treated wood, AuraLast uses a vacuum-pressure process to force the protective ingredients all the way to the core of the wood for virtually 100 percent penetration, the company says. Jeld-Wen is a recognized leader in manufacturing energy-efficient products and has been an Energy Star Partner since 1998. **For more info circle 871**



## WINDOWS AND DOORS / WINDSOR WINDOWS & DOORS

Established in 1946, Windsor Windows & Doors manufactures four distinct product lines: Pinnacle wood windows and patio doors (shown), Next Dimension vinyl windows and patio doors, Legend cellular PVC windows, and Revive pocket replacement windows. Owned by Woodgrain Millwork—the largest U.S. manufacturer of prefinished moldings and interior pine doors—Windsor products offer high-performance glass, stylish hardware, and a range of colors, including the newest exterior clad finish: Textured Black. **For more info circle 873**



## DOORS / MASONITE

Masonite provides a comprehensive selection of distinctive interior and exterior door styles to complement any home or taste. Inspired by true millwork craftsmanship, every product is the result of years of research, design, engineering, and development, which begins at the Masonite Innovation Center in suburban Chicago, the largest facility of its kind in the industry, according to the company. Masonite's dedication to a fully integrated design process helps set it apart from the competition. **For more info circle 872**



## BLINDS BETWEEN GLASS FOR WINDOWS / ODL

ODL, which has more than 20 years of experience manufacturing blinds between glass, has now introduced Blink Blinds + Glass to its blinds-between-glass insulated-glass panel for windows. Available through more than 80 window manufacturers, Blink offers a convenient, easy-to-use alternative to traditional blinds. Blink is available in six blind colors (White, Tan, Sand, Espresso, Slate Gray, and Silver Moon) and custom sizes up to 80 inches. Low-E and dual-low-E glass options reduce the amount of ultraviolet and infrared light entering a home, helping keep spaces cool and boosting energy efficiency. Each panel comes with a 10-year full warranty. **For more info circle 874**



### TOP-HINGED ROOF WINDOW / VELUX

Best suited to lofts and attics, or any room requiring that windows be placed in a low position, the Velux GPL roof window admits natural light and fresh air while maximizing outdoor views. Even when the window is closed, fresh air can circulate via a ventilation flap. A rotating sash provides easy access for cleaning the glass from the inside, and the window's bottom latch opens to a 45-degree angle for emergency escape and rescue. **For more info circle 875**



### VINYL FOLDING DOORS / LACANTINA DOORS

Featuring contemporary styling and a sleek look, the LaCantina Vinyl Folding Door System's narrow 2<sup>15</sup>/<sub>16</sub>-inch stile and rail profile allows for more glass and admits more light. Available in standard folding door sizes up to 8 feet tall and 18 feet wide in a range of popular configurations, doors can also be ordered in custom sizes. Standard color options include white or tan, and door hardware comes in a stainless or bronze finish. Concealed multipoint locking provides security, and standard dual-glazed low-E glass improves energy efficiency.

**For more info circle 876**



### VOLUME PROGRAM / WESTERN WINDOW SYSTEMS

The company has expanded its Volume Program to include custom sizes and configurations, with a shortened production lead time of 15 days, offering home builders more design flexibility. All products are manufactured at the company's headquarters in Phoenix. The Volume Program's customizable options are available with the company's Series 7600 and Series 600 Aluminum Multi-Slide Doors, Series 9500 Aluminum Bi-Fold Door, and Series 3600 Vinyl Multi-Slide Door. Additional features include heavy-duty stainless steel hardware and a variety of material and finish options. **For more info circle 877**



### RETRACTABLE SCREEN DOOR / ODL

In addition to using durable, long-lasting surfaces and rust-free aluminum housing, ODL's Brisa Retractable Screen Door features the EZ-Glide Control System, which allows for smooth opening and closing, while a small locking latch ensures safety and security. Available in out-swing, in-swing, and sliding-door variations, the door is quick to install. Its outer-face mount design optimizes door width and fits most 32-to-36-inch sizes. The screen can also be customized to fit smaller door sizes between 28 and 31 1/2 inches with just two easy-to-make cuts. To prevent walk-through, the door includes subtle stripes woven into the screen. **For more info circle 878**



### WOOD WINDOWS / JELD-WEN

Jeld-Wen's EpicVue windows are characterized by clean lines, slim profiles, and square interior detailing, providing a contemporary feel. A thick, aluminum-extruded sash supports the pane, allowing for more glass exposure—with direct-set windows as wide as 10 feet—while also offering the most energy-efficient standard glass on the market, according to the company. Durability is provided by the use of AuraLast, a patented wood product that resists rotting, water saturation, and termites. **For more info circle 879**



## VENTILATION FAN / PANASONIC

The EcoVent Energy Star-rated fan from Panasonic delivers air through a smaller 9½-inch-square grille size that blends into the ceiling. The built-in Veri-Boost switch provides a 20 cfm boost for extra airflow. It has a 4-inch duct adapter and is UL listed for tub and shower enclosures. EcoVent can be used to comply with airflow requirements for installed performance per ASHRAE 62.2 and Energy Star for Homes 3.0, among others.

**For more info circle 880**



## ZONED HEATING AND COOLING / MITSUBISHI ELECTRIC

Zoned Comfort Solutions from Mitsubishi Electric Cooling provide modern, high-performance homes with higher degrees of comfort, air quality, and energy efficiency. Outdoor units, which include single- and multi-zone heating and cooling options, connect with up to eight indoor units, comprised of horizontal ducted, ceiling-recessed, ducted air handler, wall-mount, and floor-mount vents. Everything can be controlled by an app via a smartphone or tablet. The manufacturer says the system is 40 percent more efficient than conventional HVAC systems. **For more info circle 881**



## TANKLESS WATER HEATERS / NAVIEN

Navien Premium Efficiency (NPE) tankless water heaters come in four output sizes. NPE-A (Advanced) models feature ComfortFlow recirculation, with a pump and buffer tank and six pump-control options. NPE-S (Standard) models do not have the buffer tank or recirculation pump, which saves cost and weight while giving similar performance: It tops the Energy Star rating list with up to 0.99 EF (energy factor). All sizes have dual stainless steel heat exchangers.

**For more info circle 882**



## MINI-SPLIT SYSTEMS / BOSCH

The inverter-driven Climate 5000 Ductless Minisplit Heat Pump Systems from Bosch are quiet, efficient, and easy to install. These mini-splits function across an operating range from -13° F to 122° F and can produce indoor sound levels as low as 20 dBA. A "Follow Me" feature uses a sensor to adjust heating and cooling based on location and a "turbo" feature can quickly create comfortable temperatures. The unit needs only a 3-inch-diameter opening to run the line set with no ductwork required. Both single-zone and multi-zone systems are available.

**For more info circle 883**



## TANKLESS WATER HEATERS / RINNAI

Rinnai has expanded its Super High Efficiency Plus (SE+) featuring ThermaCirc360 line (formerly known as the Ultra Series) of condensing tankless water heaters with the RUR98i and RUR98e. These RUR models feature recirculation, which shortens the wait time for hot water, with or without a dedicated recirculation line. Recirculation is provided by thermal bypass that includes an integrated pump, internal bypass line, and thermal bypass valve.

**For more info circle 884**



## VENTILATION / PANASONIC

Effective ventilation systems save energy, control moisture, and improve the comfort of the home. Panasonic has several ventilation solutions to help builders meet code and lower their homes' HERS Index scores, including the WhisperGreen Select (shown), Whisper Recessed LED, EcoVent, Whisper Comfort, WhisperValue, and the Select Cyclor whole-house ventilation system.

**For more info circle 885**





## LARGE-CAPACITY WASHER / WHIRLPOOL

The MHW4300DC 27-inch 4.2-cubic-foot-capacity front-load washer in Maytag's Maxima product line is designed to tackle the toughest loads of laundry. The Steam for Stains option uses additional soak time, optimal water temperature, and a boost of steam to remove stains. Other features include an Allergen Cycle. **For more info circle 886**



## DISPOSAL / INSINKERATOR

Evolution Excel offers MultiGrind technology to provide three stages of grinding so users can dispose of almost any food waste from rib bones and corn cobs to potato peels without jamming or clogging. SoundSeal technology delivers ultra-quiet operation and Quick Lock Sink Mount makes for easy installation. **For more info circle 890**



## PROFESSIONAL APPLIANCES / ELECTROLUX

Frigidaire's Professional suite offers consumers high-quality appliances inspired by restaurant-style kitchens at an affordable price, while being compatible with standard-size appliances to fit into existing kitchens. The suite includes a free-standing range, French-door refrigerator, and a dishwasher, all with heavy-duty knobs and handles and Smudge-Proof Stainless Steel. **For more info circle 887**



## REFRIGERATION / THERMADOR

Culinary Preservation Centers from Thermador take food storage flexibility and appliance personalization to new heights, offering homeowners the ability to customize their refrigeration needs. Each food storage column—refrigerator, freezer, wine, and bottom freezer—can be mixed and matched with any other column and can be selected in 18-inch, 24-inch, 30-inch, or 36-inch sizes. **For more info circle 889**



## VENTLESS DRYER / WHIRLPOOL

The ventless Whirlpool HybridCare clothes dryer's Hybrid Heat Pump technology provides the flexibility to place dryers virtually anywhere in the home, and because the dryer recycles the same air instead of constantly venting hot air outside, it uses up to 73 percent less energy, the manufacturer says. **For more info circle 891**



## FRENCH-DOOR DOUBLE OVEN / VIKING

Featuring 11 modes for cooking versatility, the Viking Professional French-Door Double Oven is equipped with six porcelain-coated rack positions in the 4.7-cubic-foot oven. Backlit steel knobs, three oven racks (two ball-bearing racks in the top oven and one in the bottom), and twin 8.5-inch bidirectional convection fans come standard. The extra-large doors can easily be opened with just one hand. **For more info circle 888**



## WASHER-DRYER PAIR / ELECTROLUX

Electrolux promises laundry innovation with its Perfect Steam Washer with LuxCare Wash and SmartBoost, and its 8.0-cubic-foot Perfect Steam Dryer with Instant Refresh. SmartBoost premixes water and detergent before the wash cycle; LuxCare boasts better wash actions, temperature control, and smart load sensing. The dryer's Perfect Steam releases wrinkles and reduces static. Available in Island White or Titanium. **For more info circle 892**



## DRYWALL TOOL / CALCULATED INDUSTRIES

The powerful rare magnets in The Blind Mark Magnetic Drywall Cutout Tool from Calculated Industries help to accurately locate and cut electrical outlet access holes in drywall. No measuring is required, nor do users need to lift and lower drywall sheets multiple times to mark, cut, and install. Just place the target magnet in the outlet, install the sheet, place the locator magnet to find the box, and then trace around it to mark off the cuts. **For more info circle 893**



## SAWS / FESTOOL

The corded HK and 18V cordless HKC Carpentry Saws with an integrated guide rail enable users to make exact and repeated cuts in dimensional lumber and sheet goods anywhere the material is located rather than taking the material to the tool or to the jobsite sawhorse. Festool's HK and HKC are equipped with plunge cutting for cutouts and easy depth control and release, and the integrated pendulum cover with riving knife automatically retracts when combined with FSK and FS rails for a fast return to cover position. **For more info circle 895**



## RECIPROCATING SAW BLADES / LENOX

Bi-Metal Reciprocating Saw Blades are designed with Power Blast Technology to add strength and increase the blade's durability, allowing more cuts without stopping to change blades. The Power Blast process adds a layer of compressive stress to the metal's surface to prevent cracks, and patented T2 Technology reduces cutting forces on each tooth and optimizes chip removal for efficient cutting. Different Lenox Bi-Metal recip saw blades suit different applications: Lazer blades for heavy metal cutting; Metal Cutting for metals; Demolition for demo and nail-embedded wood; Wood for wood cutting; and General Purpose for general cutting needs. **For more info circle 894**



## PRY BAR / CALCULATED INDUSTRIES

The inflatable pry bar and leveling tool is powerful enough to raise 300 pounds yet so soft it won't scratch surfaces. The easy-to-squeeze hand pump enables a lone user to lift, shift, align, level, plumb, adjust, or just hold materials, windows, doors, or heavy appliances still without assistance from shims, wedges, or a second pair of hands. AirShim measures 6 inches by 6 1/2 inches on its sides, by about 1/16-inch high when deflated and 2 1/2 inches high when inflated.

**For more info circle 896**



## CONCRETE STAINS / QUIKRETE

Quikrete offers a range of products to transform a drab slab of gray concrete into a pleasing decorative surface. Its concrete and masonry stains include: Etching Stain (shown), which permanently stains concrete in one step, producing a marble-like appearance with warm earth tones and unique shading; Penetrating Concrete Stain is a UV-resistant formula that delivers an opaque appearance with a deep, rich color highlighted by natural variations in the concrete; and Translucent Concrete Stain is a semitransparent, water-based, polymer-bonded stain that brings out the natural variations in concrete and masonry surfaces. All three products are available in a variety of colors, including Terra Cotta, Cola, and Golden Wheat. **For more info circle 897**



## PERMEABLE PAVING / POROUS PAVE

Made in the U.S.A., Porous Pave is a highly porous, durable, and flexible paving material. With up to 29 percent porosity and 5,800 per hour per square foot permeability, Porous Pave is a superior solution for stormwater retention. Every 1,000 square feet uses rubber recycled from 300 tires. Porous Pave is slip-resistant and resilient, and does not freeze, heave, crack, or crumble. The pour-in-place material conforms to any landscape design and a topcoat covers up old concrete as an alternative to a tear-out. It's easy and quick for contractors to install: mixing time in a mortar mixer is a minute, and the material cures in 24 hours. **For more info circle 898**



## COMPOSITE DECKING / AERT

MoistureShield composite decking can be installed on the ground, in the ground, or underwater and is protected by a lifetime warranty and a 25-year fade and stain warranty. Recent additions to the decking collections are Refine, which includes on top of its moisture-resistant core a layer of protection against wear and tear, fading, and staining. Also new is Infuse, boards that absorb 35 percent less heat than conventional capped composites. In addition, MoistureShield provides deck lights, deck clips, and Pro Aluminum Railing. **For more info circle 899**



## CEMENT AND CONCRETE PRODUCTS / QUIKRETE

Quikrete is the largest manufacturer of packaged concrete and cement mixes in the U.S. and Canada. In addition to more than 200 products ranging from structural concrete and masonry mortar to water repellents and decorative finishes, the company's portfolio includes Tremron, a maker of hardscape products; Pavestone, a provider of segmental concrete products; Custom Building Products, a supplier of mortars, grouts, and other floor preparation products for tile and stone; and Spec Mix, a producer of pre-blended mortar and stucco mixes. **For more info circle 900 PB**